

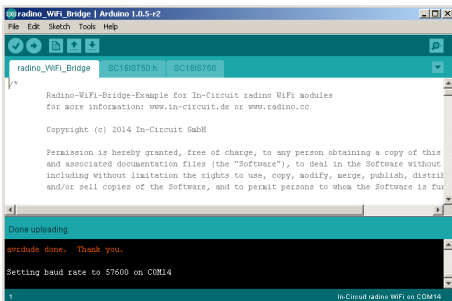



radino Spider 2.4G

The In-Circuit radino Spider 2.4G connects a radino with 2.4 GHz radio frequency to two pin rows in 2.54 mm pitch for quick application Development.

Combined with any radino/radino 32 module it is full Arduino compatible.



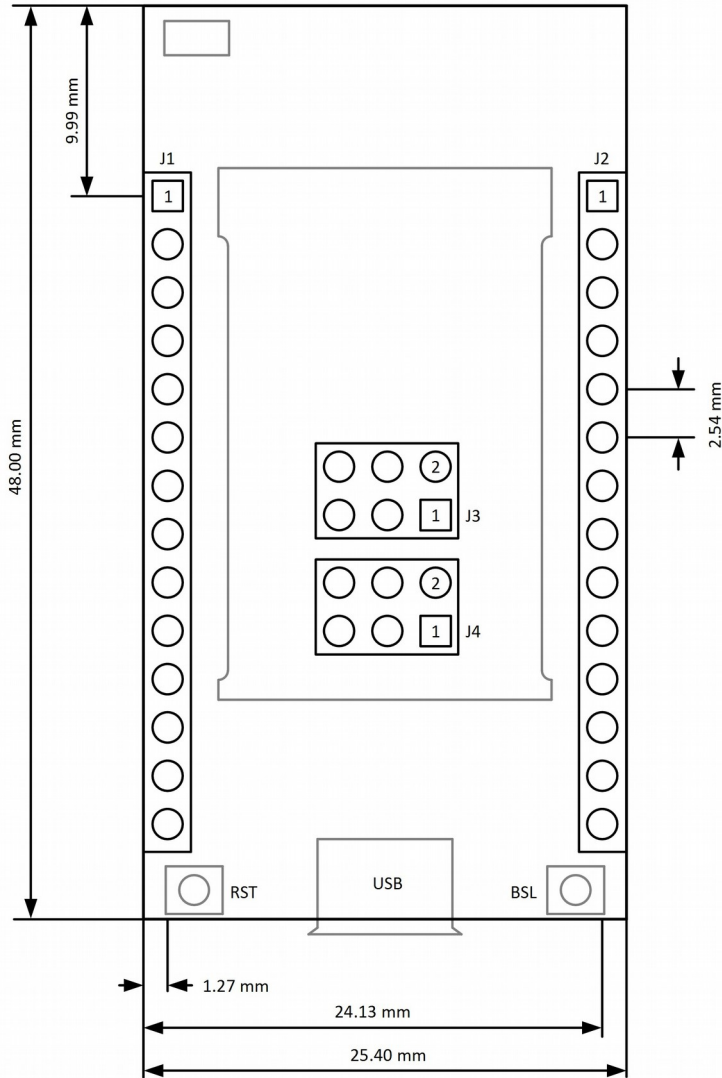
Features

- Arduino compatible with radino/radino 32 modules
- Fits into 2.54 mm pitch breadboard
- Onboard 2.4 GHz chip antenna
- USB connector for programming radino/radino 32
- ICSP connector for programming radino
- SWD connector for programming radino 32 / radino SC
- 2x Pin row with all radino module signals available
- User LED, RX/TX LEDs and Power LED
- Input voltage: 5 V DC (USB)
- Onboard 3.3 V regulator
- Temperature range from -10 °C to +70 °C

For more information visit: <http://www.in-circuit.de/>
<http://www.radino.cc/>

Pinout and Dimensions

Top view



J1	Description
1	MOSI (D16)
2	MISO (D14)
3	SCK (D15)
4	D6
5	IO10
6	IO11
7	IO13
8	D5
9	A5
10	nReset
11	D0 (RX)
12	D1 (TX)
13	BSL (boot select)
14	GND

J2	Description
1	RXLED
2	TXLED
3	IO12
4	D3 (SCL)
5	D2 (SDA)
6	A3
7	A0
8	A2
9	A1
10	GND
11	3.3V
12	GND
13	VIN
14	GND

J3	Description
1	nReset
2	3.3 V
3	SWDIO
4	SWCLK
5	DBG-TX
6	GND

J4	Description
1	MISO
2	3.3V
3	SCK
4	MOSI
5	nReset
6	GND

Ordering Information

Part	Ordering Code	MOQ	Package
radino Spider 2.4G	901.327	1	Single device in Box

All radino modules are available online: <http://www.radino.cc/>

RoHS / WEEE compliant

WEEE-Reg.-Nr. DE 17225017



Revision history:

Version	Date	Changes	Editor
A	2014/12/02	Initial Version	Schmidt
	2017/01/26	Major Update	Grünig