


## radino Spider 2.4G


The In-Circuit radino Spider 2.4G connects the radino WiFi or radino Bluetooth module to two pin rows in 2.54 mm pitch for quick application development.

The radino Spider 2.4G is full Arduino compatible.



## Features

- Arduino compatible
- Fits into 2.54 mm pitch breadboard
- Onboard 2.4 GHz chip antenna
- USB connector for programming radino modul
- 2x Pin row with all radino module signals available
- User LED, RX/TX LEDs and Power LED
- Input voltage: 5 V DC (USB)
- Onboard 3.3 V regulator
- Temperature range from  $-10\text{ }^{\circ}\text{C}$  to  $+70\text{ }^{\circ}\text{C}$




For more information visit: <http://www.in-circuit.de/>  
<http://www.radino.cc/>

## Pinout

Pin J1	Description / Function	Pin J2	Description / Function
1	MOSI	1	RXLED
2	MISO	2	TXLED
3	SCK	3	IO12
4	D6	4	SCL
5	IO10	5	SDA
6	IO11	6	A3
7	IO13	7	A0
8	D5	8	A2
9	A5	9	A1
10	RST	10	GND
11	RX	11	3.3V
12	TX	12	GND
13	HWB	13	VIN
14	GND	14	GND

## Ordering Information

Part	Ordering Code	MOQ	Package
radino Spider 2.4G WiFi	901.327	1	Single device in Box
radino Spider 2.4G Bluetooth	901.327A001	1	Single device in Box



Version	Date	Changes	Editor
A	2014/12/02	Initial Version	Schmidt