

radino RFID

The In-Circuit radino RFID is a RFID reader for 13.56 MHz based on the In-Circuit radino-series.

The In-Circuit radino RFID reads a RFID tag and send the ID to another radino 32 with the same radio chip.

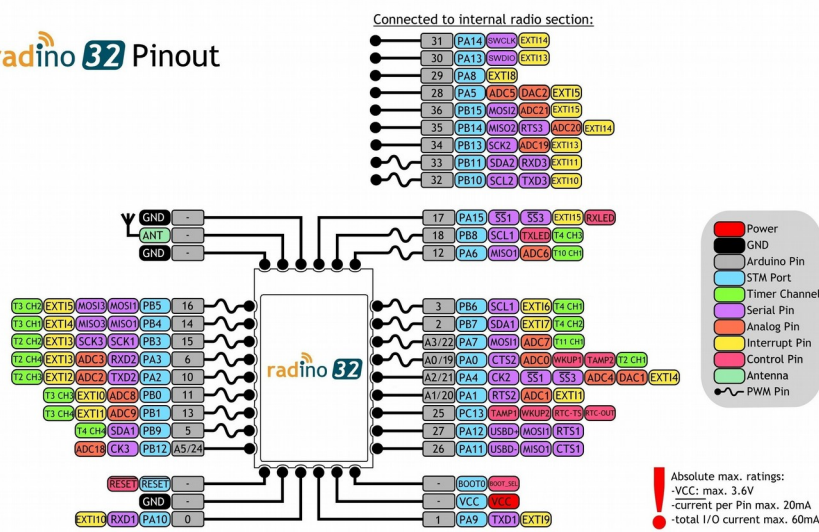
The In-Circuit radino RFID comes with a preinstalled radino 32 module. The In-Circuit radino RFID required an antenna with 13.56 MHz and a antenna for the radino 32 module.



Features

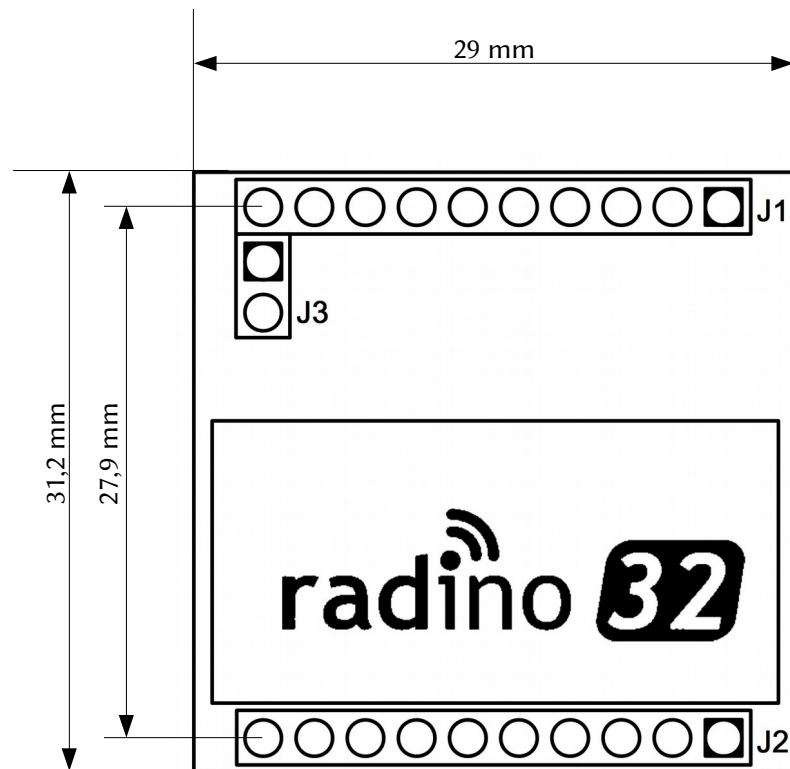
- Arduino compatible by radino 32 module
- Usable with all radino 32 modules
- Voltage Input between 5V and 24V
- Eight free programmable GPIOs
(Two used by LEDs in combination with the radino RFID antenna)
- STM32L151CC by STMicroelectronics with 32-bit ARM® Cortex®-M3 CPU
- 256 kbyte Flash, 32 kbyte RAM, 8 kbyte EEPROM
- Low Power RTC

radino 32 Pinout



For more information visit: <http://www.in-circuit.de/>
<http://www.radino.cc/>

Pinout



J1	Description
1	13.56 MHz P
2	13.56 MHz M
3	Vin (5V - 24V)
4	GND
5	rad_Pin 18
6	rad_Pin 12
7	rad_Pin 25
8	rad_Pin A1
9	Boot Select
10	Reset

J2	Description
1	Vbat
2	GND
3	AS3911 CSI
4	AS3911 CSO
5	rad_Pin 11
6	rad_Pin 13
7	rad_Pin 26 USB-M
8	rad_Pin 27 USB-P
9	UART RX
10	UART TX

J3	Description
1	125 kHz M *
2	125 kHz P *


* unused

Gallery

Top view



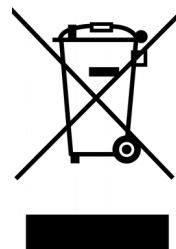
Bottom view



Ordering Information

Part	Ordering Code	MOQ	Package
radino RFID	901.385	1	Single device in anti-static bubble bag

RoHS / WEEE compliant
WEEE-Reg.-Nr. DE 17225017



Version	Date	Changes	Editor
A	2016/06/30	Initial version	Grünig