

radino UART-Bridge

The In-Circuit **radino** UART-Bridge is a serial UART to radio bridge. The **radino** UART-Bridge converts a serial UART Signal into a radio signal.

Depending on the used **radino** module, different kinds of radio networks can be built up.

The **radino** UART-Bridge is compatible to all **radino** modules.



radino UART-Bridge with radino WiFi

Features

- Arduino-compatible (Arduino Micro / Leonardo)
- UART pins on pin headers
- RP-SMA plug for antenna connection
- Dimensions: 46.0x19.5mm
- ISP connector on bottom side to program the **radino** module
- Reset button on bottom side

Applications

- Internet of Things (IoT)
- Mobile communications
- Digital home network
- Mobile accessories
- Data logging



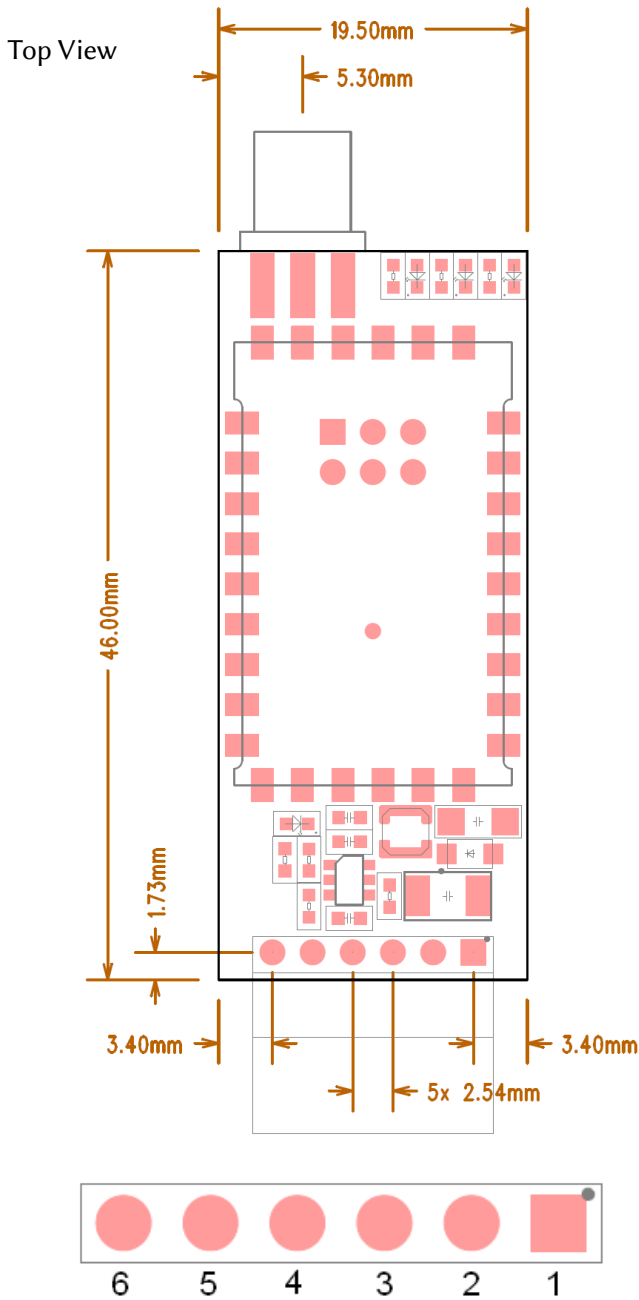
radino UART-Bridge top with radino WiFi



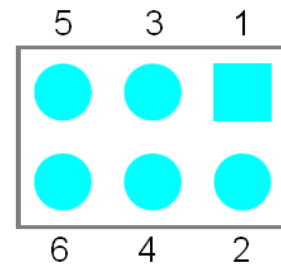
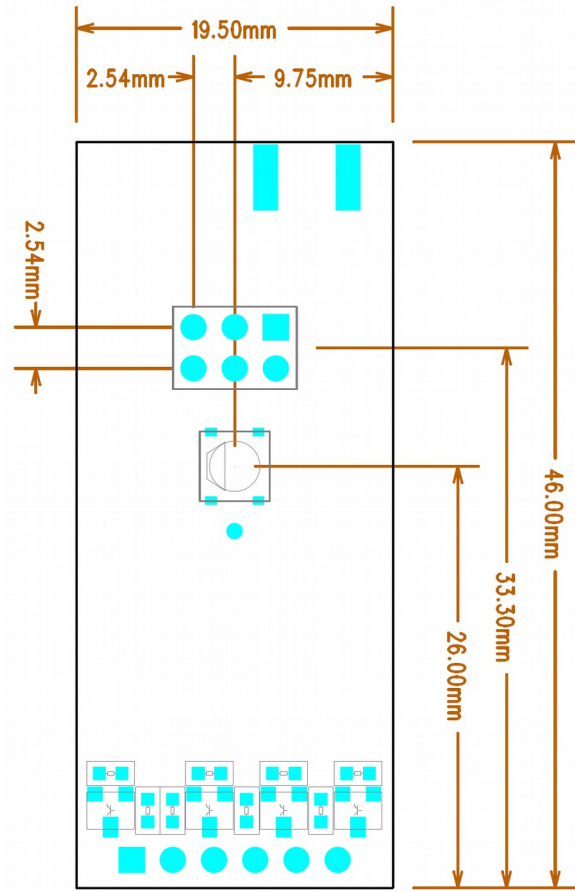
radino UART-Bridge bottom

For more information visit:
<http://www.in-circuit.de/>
<http://www.radino.cc/>

Dimensions and Pinout



Bottom View



Pinout UART

Pin No.	Name	radino Pin No.	Description / Function
1	BSL	15	Bootselect
2	VIO	-	Vin (5 – 24 V)
3	TX	13	UART-TX
4	RX	12	UART-RX
5	GND	-	Ground
6	$\overline{\text{RST}}$	10	$\overline{\text{Reset}}$

Pinout SPI

Pin No.	Name	radino Pin No.	Description / Function
1	MISO	3	SPI-MISO
2	VCC	14	3.3 V
3	SCK	3	SPI-SCK
4	MOSI	1	SPI-MOSI
5	$\overline{\text{RST}}$	10	$\overline{\text{Reset}}$
6	GND	-	Ground


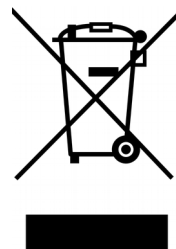
Ordering Information

Part	Ordering Code	MOQ	Package
radino UART-Bridge	901.345	1	Single device in Box

All radino modules are available online: <http://www.radino.cc/>

RoHS / WEEE compliant

WEEE-Reg.-Nr. DE 17225017



Revision history:

Version	Date	Changes	Editor
A	2015/03/12	Initial Version	Klause
	2017/04/11	Minor Update	Grünig